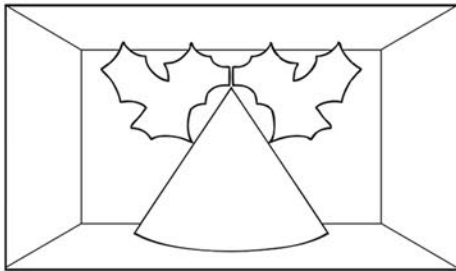


# Make your own *Genghis Khan* Pop-Up!

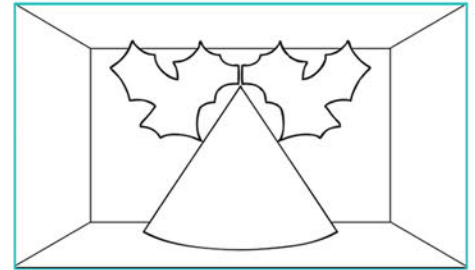
Materials:

1 sheet of 8 1/2 x 11 card stock, scissors, paper clip, ruler, crayons



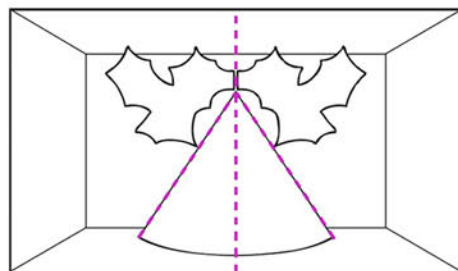
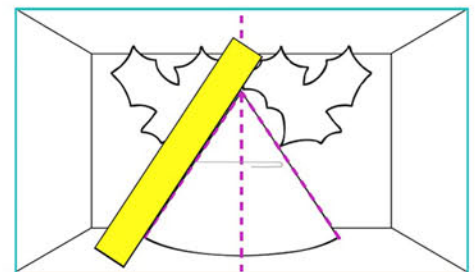
Step 1: Print the .pdf file of "GenghisKhanPopUp" from [www.bluestarart.org](http://www.bluestarart.org) on a sheet of card stock

Step 2: Cut along the blue lines to free your card from the paper.



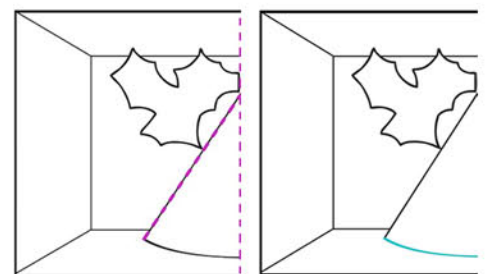
Step 3: Use your crayons to color your own version of Phillip King's *Genghis Kahn*.

Step 4: Unfold your paperclip so you can hold it like a pencil. Line-up your ruler to the lines marked in purple, then run the paper clip down all three lines.

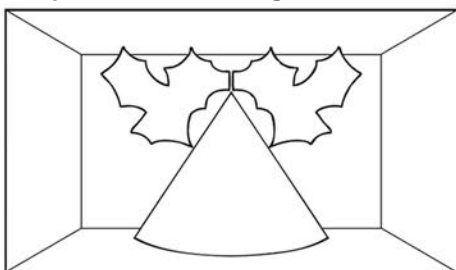


Step 5: Fold your paper in along the diagonal lines.

Step 6: Fold your paper in half along the vertical line, folding so your image is visible.



Step 7: Cut along the curved blue line.



Step 8: Open your paper, then fold it in half again, this time with the image facing in.

Step 9: Open your paper again. Tadah! You now have your very own pop-out picture of *Genghis Khan*!